



**Get  
2 MORE YEARS  
with ProtectionPlus™**

## 50 Gallon Model

- ▶ **6-Year Limited Tank and Parts Warranty\***
- ▶ **With ProtectionPlus™ the 6-Year Limited Tank Warranty Becomes 8 Years!**

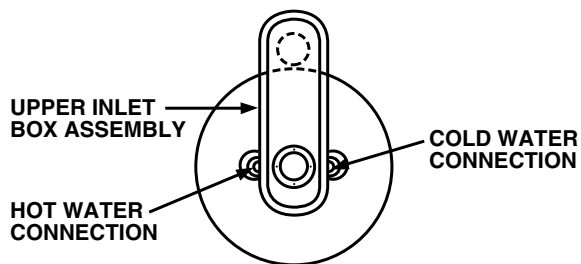
- Brass drain valve
- Temperature and pressure relief valve included
- Adjustable coaxial vent allows flexibility of installation – uses outside air for combustion and requires no electrical power
- R-Foam® insulation process for superior heat retention
- Heat saving flue baffle design
- Aluminum vent and cap base to prevent staining of building exterior
- Exclusive Rheemglas® tank lining resists corrosion and prolongs tank life
- Gas control and combination thermostat
- Anode rod equalizes aggressive water action
- Relief valve opening – side connect for fast economical installation
- Durable plastic formula dip tube
- Meets or exceeds NRCAN requirements

\* See Residential Warranty Information Brochure for complete warranty information.



DESCRIPTION		FEATURES			DIMENSIONS							ENERGY INFO.
GALLON CAPACITY	MODEL NUMBER	GAS INPUT IN THOUS. BTU/HR. NAT.	RECOVERY IN G.P.H. 90° RISE NAT.	FIRST HOUR DEL. G.P.H. NAT.	HT. TO VENT A	TANK HT. B	DIAMETER C	HT. TO GAS CONN. D	VENT SIZE E	HT. TO SIDE T&P F	SHIP. WT. (LBS)	ENERGY FACTOR NAT.
50	DV50	40	40.4	85	68	57	21-3/4	14-1/4	5	51-1/4	164	0.58

† If side wall is combustible material, 1" clearance must be included in adjustment range.  
**NOTE: Maximum adjustment range for vent system is 10" for DV50.**  
 Review installation manual before installation.



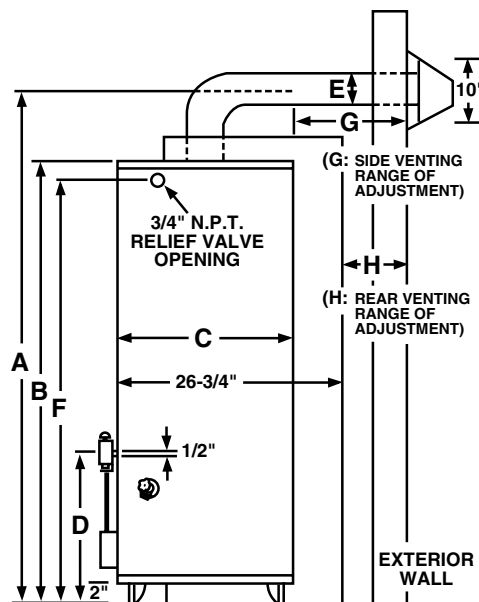
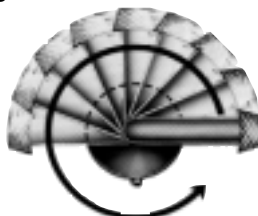
ROUGHING IN DIMENSIONS (INCHES)			
SIDE VENTING (G)		REAR VENTING (H)	
MIN.	MAX.	MIN.	MAX.
DV50			
8-1/8	18-1/8	3-1/8	13-1/8

These units are designed to meet or exceed ANSI (American National Standards Institute) requirements and have been tested according to C.S.A. test procedures and meet or exceed the energy efficiency requirements of NRCAN, ASHRAE standard 90 and all government energy efficiency performance criteria for energy consuming appliances.

Before purchasing this appliance, read important energy cost and efficiency information available from your supplier.

### Rheem Exclusive Adjustable Coaxial Vent Allows Flexibility of Installation...

You may orient the Fury DV for easiest service access, because the adjustable coaxial vent can swivel 360 degrees.



*In keeping with its policy of continuous progress and product improvement, Rheem reserves the right to make changes without notice.*